



Transportation

2020
PRODUCT
GUIDE

CHECK OUT WHAT'S NEW FOR 2020

Techno-Aide offers a large variety of wheelchairs, stretchers and imaging chairs to accommodate any scenario you might encounter in your facility! With each patient comes a specific set of needs. Having the right equipment ready and available is crucial. Browse our inventory and see our most popular transportation options. Don't see what you're looking for? Check out our expanded online selection or reach out anytime for a quote!

New Stretcher Options | Starting on page 2

Shop our enormous variety of stretchers! We have a design to meet any need.

- Economy options
- Chair to Stretchers
- MR safe stretchers
- Fluoroscopy and trauma
- Standard and bariatric designs
- Hydraulic and motorized options
- Mammography and biopsy stretchers
- Video imaging fluroscopy chair/stretcher
- Stretchers with translucent backs for imaging

New Wheelchair Options | Starting on page 17

Shop our enormous variety of stretchers! We have a design to meet any need.

- MR safe wheelchairs
- Bariatric wheelchairs
- Economical lightweight aluminum transport wheelchairs
- Standard transport wheelchairs in a variety of configurations
- Anti-Theft wheelchairs for the ultimate in asset management
- Heavy-duty wheelchairs for durability in a variety of configurations and widths to accommodate a wide variety of patient sizes

Fixed Height Economy Transport Stretcher

Lightweight, durable and safe aluminum alloy body. Height is fixed at 74.8". Mechanical fold-away legs are controlled by handles on one end of the stretcher. The mattress is a 2.5" foam cushion with an adjustable back up to 75° to help patients feel comfortable. Default pad is orange. Black pad available for an additional fee. Includes two straps to secure patient. Collapsible side rails. Stretcher can be locked by the fixing devices included. Will hold patients up to 350 lbs. Measures 75 (L) x 22 (W) x 36.2 (H). Load height is 26" off the ground. FDA, CE and ISO 9001 certified. Comes fully assembled.

CAT#	Capacity	Color
BBTS-AF30	350 lbs	Orange
BBTS-AF30B	350 lbs	Black



Gurney Specifications

- **Fixed Height:** 74.8"
- **Mattress:** 2.5" foam cushion
- **Length:** 75"
- **Width:** 22"
- **Height:** 36.2"
- **Load Height:** 26" off ground
- **Weight Capacity:** 350 lbs.

Collapsible Rails

Easy collapsible rails allow convenient loading and unloading of stretcher.

Adjustable Height Economy Transport Stretcher

Aluminum alloy stretcher is easy to operate. Height is adjustable from 28.3" to 34.6" by pressing height handle. The mattress is a 2.5" foam cushion with an adjustable back up to 75° to help patients feel comfortable when transporting. Default pad is orange. Black pad available for an additional fee. Includes two straps to secure patient. Collapsible side rails. Stretcher is equipped with security locks. Will hold patients up to 350 lbs. Measures 75 (L) x 22 (W) x 35 (H). FDA, CE and ISO 9001 certified. Comes fully assembled.

CAT#	Capacity	Color
BBTS-AF35	350 lbs	Orange
BBTS-AF35B	350 lbs	Black



Gurney Specifications

- **Fixed Height:** 74.8"
- **Mattress:** 2.5" foam cushion
- **Length:** 75"
- **Width:** 22"
- **Height:** 35"
- **Load Height:** 26" off ground
- **Weight Capacity:** 350 lbs.

Collapsible Rails

Easy collapsible rails allow convenient loading and unloading of stretcher.

X-Frame Transport Stretcher

This x-frame stretcher is designed to meet the demands of EMS and healthcare professionals. Reliable x-frame construction is designed for extra stability and safety during patient and inner-facility transportation. Eight various height adjustments allow for more universal functionality during patient transfer from one surface to the other. Accommodates various load height requirements. Stretcher features a 4.5" thick convex mattress pad and patient safety straps. Bedframe allows for adjustable head and leg height positions. Glides smoothly on wide rubber casters. Locking system included. Weight capacity: 550 lbs.

CAT#	Capacity	Color
BBTS-PX40	550 lbs	Orange

Gurney Specifications

- **High Position Height:** 44"
- **Low Position Height :** 11"
- **Length:** 78"
- **Width:** 22"
- **Pad Style:** 4.5" thick convex
- **Weight Capacity:** 350 lbs.



Automatic Loading Stretcher

New automatic loading ambulance stretcher. Bed surface is easy to clean. Mechanical fold-away legs are controlled by the handles on one end of the stretcher. Legs can be folded under the stretcher automatically when loading into the vehicle. Stretcher can be locked by the fixing devices during transportation like in an ambulance. Multiple height settings create easy patient transfer making this stretcher perfect for non-emergency transportation. Ideal performance in complicated emergency situations. The bed piece can be separated from the ambulance stretcher with a separating device. Allows for varied height positions to help with patient transfer. Weight capacity: 350 lbs.

CAT#	Capacity	Color
BBTS-3D2	350 lbs	Orange



Chair Stretcher

Chair stretcher is fully equipped and comes standard with a thick comfort mattress pad. Features 8" deluxe castors for smooth transportation. Includes collapsible side rails, buckle straps and vehicle locking device. This stretcher is multi-functional, allowing the user to convert into a chair for patient comfort or to navigate through restricted spaces such as small elevators. Can be used as a positioning chair or stretcher with a patient on the gurney. Unit is built with stainless steel construction. Measures: 75 (L) x 22.5 (W) x 13.5 (H). Chair position: 50.5" (L) x 22.5" (W) x 54.5" (H) Weight capacity: 550 lbs.

CAT#	Capacity
BBTS-SSEC	550 lbs

Gurney Specifications

- **Chair Height:** 54.5"
- **Low Position Height :** 13.5"
- **Length:** 75"
- **Width:** 22.5"
- **Weight Capacity:** 550 lbs.



H-Frame Stretcher

This h-frame, multi-height, one man operational stretcher is built with rigid stainless steel legs for increased weight loads and commercial use durability. The stretcher offers many functions that make it ideal for inner facility use, residential use and for transportation. All terrain castors help navigate over many different surfaces both inside and outside easily. One person can adjust the height of the stretcher on either end independently from one another and can load into a vehicle. The head rest area is adjustable. Patients knees can be elevated to relieve stress from lower back while in transport. Patient straps and vehicle locking device included. Weight capacity: 500 lbs.

CAT#	Capacity
BBTS-H3PH	500 lbs

Gurney Specifications

- **High Position Height:** 33"
- **Low Position Height :** 15"
- **Length:** 77"
- **Width:** 22"
- **Weight Capacity:** 500 lbs.



NEW Elite Stretcher

This elite stretcher is fully equipped and comes with a standard telescoping IV pole, removable document holder/net under head-rest area and an oxygen tank holder. Includes straps, shoulder harness and vehicle side-arm style locking device that is currently standard in most US emergency vehicles. Premium 4" black comfort mattress and four 6" swivel castors with brakes. Up to 34" load height. Nice 23" stretcher width for more stability and patient comfort than narrower stretchers in the field today. Eight adjustable heights. Has a 650 lb. weight capacity.

#BBTS-P650 |

Key Benefits

- Included standard telescoping IV pole
- Removable document holder/net under head rest area
- Included oxygen tank holder
- Included straps
- Included shoulder harness
- Included vehicle side-arm style locking device
- Premium 4" black comfort foam mattress
- Four 6" swivel locking castors
- Eight adjustable heights!



Minimum height	22.25 in (56.5 cm)
Maximum height	29.5 in (75 cm)
Trendelenburgs	12°
Patient surface dimensions	32 x 77 in (81 x 195.5 cm)
Overall width	35 in (89 cm)
Overall length	82 in (208 cm)
Knee gatch	50°
Maximum weight capacity	720 lbs.

Hydraulic Patient Transport Stretcher

Great multipurpose stretcher for surgery, imaging, patient treatment and transportation. Multiple positions and settings for optimal patient comfort. This stretcher can be raised and lowered, tilted forward and backward with a durable hydraulic pump system. Galvanized steel surface created by electrostatic spray. **Backboard is x-ray translucent for imaging receptor.** Foot pedal controls both sides. Advanced centrally controlled brake system with 8" dustproof castors. Bottom of the stretcher is made of PP material, with oxygen tank holder. Collapsible side rails. Retractable 5th wheel steering system. Two IV receptacles and drainage hooks on either side. High density foam mattress. Retractable crank for knee brake and leg elevation. Storage compartment included. Measures: 79" (L) x 25.6" (W) x 24.8" (H). Weight capacity: 500 lbs.

#BBTS-LHT |

Key Features

- X-Ray translucent back!
- Multiple positions and settings for optimal patient comfort!
- Can be raised, lowered, and tilted forward or backward
- Durable hydraulic pump
- Included oxygen tank holder
- Collapsible side rails
- High density foam mattress
- Retractable crank for knee brake and leg elevation
- Included storage compartment
- Two IV receptacles and drainage hooks on either side!



Electric Patient Transport Stretcher

Great multipurpose stretcher for surgery, imaging, patient treatment and transportation. Multiple positions and settings for optimal patient comfort. This stretcher can be raised and lowered with a durable LINAK Motor. Stretcher can be tilted forward and backward with treadles lying on two sides of the bed. Galvanized steel surface created by electrostatic spray. **Backboard is x-ray translucent for imaging receptor.** Foot pedal controls both sides. Advanced centrally controlled brake system with 8" dustproof castors. Bottom of the stretcher is made of PP material, with oxygen tank holder. Collapsible side rails. Retractable 5th wheel steering system. Two IV receptacles and drainage hooks on either side. High density foam mattress. Retractable crank for knee brake and leg elevation. Storage compartment included. Measures: 79"(L) x 25.6" (W) x 24.8" (H). Weight capacity: 500 lbs.

#BBTS-LET |

Key Features

- X-Ray translucent back!
- Multiple positions and settings for optimal patient comfort!
- Can be raised, lowered, and tilted forward or backward
- High quality LINAK Motor
- Included oxygen tank holder
- Collapsible side rails
- High density foam mattress
- Retractable crank for knee brake and leg elevation
- Included storage compartment
- Two IV receptables and drainage hooks on either side!



Electric/Battery Powered Bariatric Stretcher

The ideal solution for bariatric needs! The extra-wide litter top and increased weight capacity ensure this stretcher is the top option for bariatric patients. Lightweight and maneuverable, this unit fits easily through doorways and is much lighter than other bariatric units and beds. Easy-to-use electric/battery powered controls. The rechargeable battery offers convenience and mobility when not plugged in. Can be used in every phase of care from patient transport and clinical procedures to recovery. Weight capacity: 720 lbs.

#MBG-7GF |

Operational Benefits

- Extra-wide litter top (32 in/81 cm) and PressureCare mattress provide patient comfort for extended stays in any department
- Weight capacity of 720 lbs (327 kg) is designed to meet your bariatric patient management needs
- Lightweight and maneuverable: this unit fits easily through doorways and is much lighter than other bariatric units and beds
- Easy-to-use electric/battery powered controls: rechargeable battery offers convenience and mobility when not plugged in



Economic Benefits

- Reduce or eliminate patient transfers: this versatile unit can be used in every phase of care from patient transport and clinical procedures to recovery
- Reduce or eliminate dedicated bariatric units: this versatile stretcher eliminates the need for designated units for bariatric care, extended stays and patient transport

Minimum height	22.25 in (56.5 cm)
Maximum height	29.5 in (75 cm)
Trendelenburgs	12°
Patient surface dimensions	32 x 77 in (81 x 195.5 cm)
Overall width	35 in (89 cm)
Overall length	82 in (208 cm)
Knee gatch	50°
Maximum weight capacity	720 lbs.

Fluoroscopy Stretcher

The ideal solution for fluoroscopy, pain therapy, endoscopy, emergency and ambulatory surgery. Features an hourglass-shaped base with trimmed sides, creating an excellent window for c-arms. A dual column base is easy to maneuver and provides superior stability for the patient. The easy-to-operate sliding top enables a broader range of imaging capability without having to move the patient. Weight capacity: 7500 lbs.

#STH-FLS |

Operational Benefits

- The hourglass-shaped base with trimmed sides creates an excellent window for the C-arm
- The dual column base is easy to maneuver and provides superior stability for the patient
- The easy-to-operate sliding top enables a broader range of imaging capability without having to move the patient



Economic Benefits

- Improved case turnaround and streamlined patient handling because pre-indication, treatment, and recovery can be performed on the same stretcher
- Reduced potential for staff injury from patient transfer or movement



Patient Outcome & Safety Benefits

- Risk management and patient safety needs are addressed with a wider surface and higher rails than traditional fluoroscopy tables
- Improved quality of care and reduced risk of patient injury by eliminating multiple patient transfers

Minimum height	23.5 in (60 cm)
Maximum height	36 in (91 cm)
Trendelenburgs	15°
Patient surface dimensions	25.25 x 76 in (64 x 193 cm)
Overall width	29.75 in (76 cm)
Overall length	80.25 in (204 cm)
C-arm clearance	23 in (58.5 cm)
Maximum weight capacity	500 lbs.



X-Ray Trauma Stretcher

This x-ray trauma stretcher is intended for transport, treatment and recovery of patients' intra-and interdepartmentally in healthcare facilities. Its design allows for unparalleled full length x-ray capabilities, the security of a treatment table and mobility of a stretcher. 8" casters provide full mobility and maneuverability. Features 3 modes of full operation: center track steering, neutral and brake. Seamless thermoformed base cover with storage and built-in oxygen tank holder.

#STH-TRS |

X-Ray Feature

Full length tracking x-ray cassette carrier provides an integrated cassette tray accessible from either side of the stretcher for easy maneuverability. The cassette is designed with a metering system allowing precise positioning either centered or offset. For higher quality images, the tray system can be raised closer to the patient's surface. Carrier system includes built-in 18" x 18" grid carrier.



Key Features

- 8" casters provide full mobility and maneuverability
- Central lock and steer system with Tente® casters that allow 3 modes of full operation: center track steering, neutral and brake
- Full perimeter non-marring bumper system
- Retracto Rails with 3 positions including: Full up for maximum patient security, Mid-Position for allowing patient access and security and Fully Lowered for patient transfers.
- To ensure patient comfort, the patient surface can be adjusted through a variable range of positions, including stretcher height adjustment and backrest adjustment
- Seamless thermoformed base cover with storage and built-in oxygen tank holder



Minimum height	35 in (89 cm)
Maximum height	26 in (66 cm)
Trendelenburgs	16°
Patient surface dimensions	28.5 x 73 in (72.4 x 185.4 cm)
Overall width	35.5 in (85 cm)
Overall length	83 in (210.8 cm)
Degree of backrest adjustment	0°-90°
Maximum weight capacity	500 lbs.



Multi-Purpose Treatment & Exam Stretcher

This versatile stretcher offers cost savings, time savings and enhanced safety for patients and staff. This stretcher incorporates the capabilities of an entire line of stretchers into a single unit. Multiple stretcher and chair configurations allow for multiple uses and help eliminate unneeded patient transfers. Integral, self-storing stirrups allow quick and precise pelvic exams, labor assessment or emergency treatment. Includes telescoping IV pole. This versatile unit can be used in every phase of care from pre-induction to transport and recovery to help improve case turn-around. Weight capacity: 500 lbs.

#STH-MPS |

Operational Benefits

- Stretcher and chair configurations allow for multiple uses and help eliminate unneeded patient transfers
- Weight capacity of 500 lbs (227 kg) is designed to meet your bariatric patient management needs
- Integral, self-storing stirrups allow quick and precise pelvic exams, labor assessment or emergency treatment
- Telescoping IV pole included (permanently mounted), additional IV/Accessory wells are at all four corners



Economic Benefits

- Streamline patient handling: this versatile unit can be used in every phase of care from pre-induction to transport to recovery to help improve case turn-around
- Easy to clean: the polymer coated and thermoformed seamless surfaces are durable and easy to clean



Patient Outcome & Safety Benefits

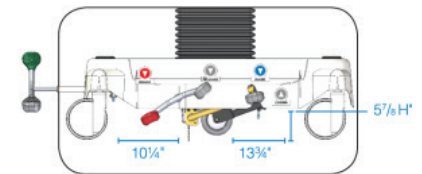

- Positioning flexibility: from supine stretcher to full chair helps eliminate patient transfers and maximizes patient comfort
- Patient safety: the built-in, self-storing footrest helps assist a patient in positioning on the Con Verge stretcher and adds stability when seated.
- Patient comfort: the leg section can be lowered from the side so staff is not forced into examination area
- Brake-and-steer caster system is accessible from all four corners

Minimum height	22.25 in (xx cm)
Maximum height	33.5 in (xx cm)
Trendelenburgs	12°
Patient surface dimensions	27.5 x 72 in (XX x XX cm)
Overall width	31.5 in (xx cm)
Overall length	81 in (xx cm)
Backrest adjustment	0-90°
Leg rest adjustment	0-95°
Maximum weight capacity	500 lbs.

Versatile General Stretcher

Versatile and economical. The perfect stretcher for any department where cost, efficiency and quality are required. Easy to wipe clean and disinfect, full length tuck-away side rails allow for easier patient transfer by creating a zero transfer gap. Rails feature a release latch centrally located on either side of the litter top under the patient surface. Features a fold down IV Pole! PNEUMATIC ASSIST FOWLER: Provides additional assistance for the safe and easy raising and lowering of the patient. Hydraulic Foot Pedals are located on each side of the stretcher within the patient care zone.

#CRH-VIC |



Chair Specifications

- **High Position Height:** 32.75"
- **Low Position Height :** 23"
- **Patient Surface:** 77" x 31"
- **Backrest Adj:** 90°
- **Trendelenburg:** 12°
- **Pad:** 3" thick mattress
- **Fold Down IV Pole**
- **Weight Capacity:** 500 lbs.

Video Fluoroscopic Chair

Ideal solution for speech pathology for video fluoroscopic imaging. Specially designed back has removable section to accommodate the space confinements of large imaging equipment. Easy controls allow height adjustment and full swivel for perfect patient positioning. Seat height range: 23.5" to 31.5". Premium 5" Tente casters make for easy maneuvering. Backrest and leg section adjust from 90° upright to full supine, and 10° Trendelenburg. Features a removable back section and 3" comfort mattress.

Default Color: Teal. Other colors area available at an additional cost.

#CRH-VIC |



Chair Specifications

- **High Position Height:** 31.5"
- **Low Position Height :** 23.5"
- **Patient Surface:** 22" x 70.5"
- **Backrest Adj:** 90°
- **Trendelenburg:** 10°
- **Pad:** 3" thick mattress
- **Weight Capacity:** 325 lbs.
- **Default Color:** Teal

Enhanced Motorized Patient Stretcher

This enhanced EPC all purpose motorized chair is versatile, easy to use, and time efficient. Treat, transfer, and transport patients on a comfortable chair configuration. Provides positioning capabilities for a variety of procedures and all phases of treatment. Ideal for Emergency/Triage and same day services. This chair also has the best range of High/Low in the industry!

Default Color: Teal. Other colors area available at an additional cost.

#CRH-EPC |

Chair Specifications

- **High Position Height:** 31.5"
- **Low Position Height :** 23.5"
- **Patient Surface:** 22" x 70.5"
- **Backrest Adj:** 90°
- **Trendelenburg:** 10°
- **Pad:** 3" thick mattress
- **Weight Capacity:** 325 lbs.
- **Default Color:** Teal



Mammogrphahy Hydraulic Biopsy Stretcher Chair

Ideal for use as a procedural chair or treatment table. The chair's versatility allows it to be used for pre-induction, transport, treatment, and recovery. Easy controls from either side of the chair allow height adjustment for optimal patient positioning. Seat height ranges from 23.5" to 31.5". Premium 5" Tente casters make for easy maneuvering. Backrest and leg section adjust from 90° upright to full spine, and 10° Trendelenburg. Features fold-down handrails and 3" comfort mattress. Weight capacity: 325 lbs.

Default Color: Teal. Other colors area available at an additional cost.

#CRH-MBC |

Chair Specifications

- **High Position Height:** 31.5"
- **Low Position Height :** 23.5"
- **Patient Surface:** 22" x 70.5"
- **Backrest Adj:** 90°
- **Trendelenburg:** 10°
- **Pad:** 3" thick mattress
- **Weight Capacity:** 325 lbs.
- **Default Color:** Teal



NEW Heavy Duty Patient Stretcher [approved for MRI]

This newly redesigned adjustable height stretcher is now available and approved for use with MRI! Featuring a new wider bed platform, increased weight capacity (up to 500 lbs.), gas spring operated adjustable backrest and hydraulic dual pedal pump for ease of elevation and patient comfort. Gas spring operated Trendelenburg feature. New folding cot sides meet FDA height requirements for bed rails. The heavy duty aluminum frame is non-magnetic.

#MBG-TR102 |

Key Features

- New wider bed platform
- Weight capacity increased to 500 lbs.
- Heavy duty aluminum frame is non-magnetic
- Gas spring operated Trendelenburg feature
- Hydraulic dual-pedal pump for ease of elevation and patient comfort
- New folding cot sides meet FDA height requirements for bed rails
- Comfortable custom 3" dual-layer stretcher mattress with RF welded seams to prevent fluids from contaminating the mattress
- Flame retardant, anti-microbial SurCheck Fusion III, high-density mattress is resistant to organisms that degrade, stain or impart odors
- Meets open-flame standard of 16 CFR 1633 and CA 117 Bulletin
- Gas spring operated adjustable backrest
- Stretcher fitted with corner buffering for protection
- New and improved non-marking, Easy Steer 6" castors with foot operated brakes
- Finished in hardwearing epoxy powder coating
- Built-in IV pole with four fixing points included
- Built-in oxygen cylinder holder included



MR Conditional at 7T or less

Warranty Specifications*

- Pad/Moving Parts - 90 Days
- Hydraulics/Gas Shocks - 1 year
- Frame - 5 years

Gurney Specifications

- Maximum Height - 39"
- Maximum Height - 21" (to table top)
- Mattress Thickness - 3"

Approved for use with MRI!

*Warranty terms valid under normal use only.

MRI Transport Gurney

This Heavy Duty MRI stretcher has a 600 lb weight capacity and made of stainless steel construction. MRI Conditional to 3-Tesla. Features flip-down side rails. Non-marring bumper pads. Four locking casters and 22" x 31" storage tray below. Available in Green or Black pad. Black is default color if no choice given at time of order. 2 year warranty on the frame.

#MBG-6SS (HEAVY DUTY) |



Pad Colors

Pad available in either **Green** or **Black**. Default color is black.

Gurney Specifications

- Height: 30.25"
- Height of Rails: 11"
- Height with Rails Up: 41"
- Length: 77"
- Rail Length: 57.5"
- Width: 29.25"
- Back Adj. Range: 0° - 75°
- Number of Positions: 13
- Weight Capacity: 600 lbs

MRI Non-Ferromagnetic Transport Gurney

MRI Non ferromagnetic folding gurney is made of aluminum construction. Comes with drop down side rails, 3" thick black mattress pad, 5" ceramic total lock casters and full surrounded rubber bumpers. Headrest is adjustable. Folds to 11". 2 years warranty on frame. Features flip-down side rails. Backrest adjusts from 0° to 75°. Four locking casters. Stainless steel construction with a 600 lb weight capacity. Ships @ 135 lbs, motor freight.

#MBG-450 |



Flip-Down Rails

Easy to flip-down rails allow convenient loading and unloading of gurney

Gurney Specifications

- Height: 29.5"
- Height of Rails: 15"
- Height with Rails Up: 40"
- Length: 77.25"
- Rail Length: 39"
- Width: 27"
- Back Adj. Range: 0° - 75°
- Number of Positions: 111
- Weight Capacity: 600 lbs

MRI Gurney Add-On's


Available as additional add-on's to any MRI gurney. Simply add these CAT numbers at the time of ordering. Available options include: I.V.Pole attachment and O₂ E-Tank mount. Additional charges apply. Available for MBG-450 and MBG6SS

CAT. #	Add-On
MBG-IV	I.V.Pole Attachment
MBG-02	O ₂ E-Tank Mount

#MBG-02



#MBG-IV



MRI Transport Gurney

The lightest lift-in MRI gurney in the industry. This gurney adjusts to six height levels, enabling patient transfer from most beds and hospital treatment tables. The telescoping head-end, main frame section allows the Non-Magnetic gurney to be shortened for maneuverability around tight corners and spaces. Contoured Pad for patient comfort. Stainless steel construction with a 500 lb weight capacity. Features flip-down side rails. Backrest adjusts from 0° to 75°. Non-marring bumper pads. Four locking casters. Ships @ 300 lbs, motor freight.

#MBG-LCP |



Flip-Down Rails

Easy to flip-down rails allow convenient loading and unloading of gurney

Gurney Specifications

- **Max Height:** 40"
- **Min Height:** 9"
- **Length:** 79"
- **Width:** 24"
- **Number of Casters:** 4
- **Number of Positions:** 8
- **Weight Capacity:** 500 lbs

MRI PVC Transport Gurney

Healthcare grade, polymer plastic, economic PVC construction. Reinforced at all stress related areas. Features flip-down side rails. Deluxe Heavy Duty Threaded Stem Casters: four locking casters and two stationary. 350 lb weight capacity. Comes with 1" thick black mattress pad. Three weight capacities. Features flip-down side rails. Four locking casters, two or four stationary. Ships @ 150 lbs, motor freight.

CAT#	Capacity	Style
MBG-1PV	350 lbs	Standard
MBG-3PV	350 lbs	Standard
MBG-6PV	600 lbs	Bariatric



Flip-Down Rails

Easy to flip-down rails allow convenient loading and unloading of gurney.

Gurney Specifications

- **Max Height:** 30"
- **Min Height:** 30"
- **Length:** 79"
- **Width:** 28"
- **Number of Casters:** 6
- **Number of Positions:** 5

MRI Wheelchairs

24" diameter wheels, 8" front casters. Burgundy upholstery. Smooth ride, rust-proof hand rims. Retractable wheel locks. Quick release seat belt. Sling style seat (bariatric: solid padded seat). Ships via UPS/FedEx (bariatric: motor freight).



Standard MRI Wheel Chairs

CAT. #	Seat Width	Overall	Weight Cap.	Ship wt.
MBW-18	18"	26"	250 lbs	53 lbs
MBW-20	20"	28"	250 lbs	55 lbs
MBW-22	22"	30"	350 lbs	62 lbs
MBW-24	24"	30"	350 lbs	62 lbs

Bariatric Wheel Chairs

CAT. #	Seat Width	Overall	Weight Cap.	Ship wt.
MBW-24B	24"	35"	550 lbs.	67 & 13 lbs
MBW-26B	26"	35"	550 lbs	67 & 13 lbs



Extreme Comfort
Included foot rests
for extra
patient comfort.



Extreme Comfort
Included leg rests
for extreme
patient comfort.

PVC MRI Wheelchairs



CAT. #	Seat Width	Overall	Weight Cap.	Ship Wt.
MBW-02	24"	30"	350 lb.	62
MBW-03	24"	35"	550 lb. bari.	67 & 13
MBW-04	26"	35"	550 lb. bari.	67 & 13

NEW! MBW-02

NEW! MBW-03

NEW! MBW-04



MRI Wheelchair Add-Ons

CAT. #	Included	Ship Weight
MBW-IV	I.V.Pole	67 lbs
MBW-02	O ₂ E-tank mount	13 lbs

"MR" Branding
MR notice included on
the back of every chair.



Mammography wheelchairs

Standard lightweight wheelchair

Precision bearings, reinforced frame and fire retardant. Industry compatible "Tool Free" adjustable front rigging. Seat size 19" wide x 16" deep. 250 lb weigh capacity. Fold down back makes transport and storage easy!

CAT.#	Description
BBWI-TASB	Blue Lightweight Transporter Wheelchair
BBWI-TASR	Red Lightweight Transporter Wheelchair
BBWI-TASP	Pink Lightweight Transporter Wheelchair
BBWI-TASA	Aqua Lightweight Transporter Wheelchair
BBWI-TASS	Silver Lightweight Transporter Wheelchair

Lots of
COLORS
to choose from!

BBWI-TASB



BBWI-TASP



BBWI-TASA



BBWI-TASS



Other
wheelchair
styles are also
available!

Standard Wheelchair

Efficient cost effective solution to meet most needs. Two-position axle and caster fork provide 2" set height adjustment. Industry compatible "tool-Free" adjustment front rigging. Black Vinyl Upholstery is standard with chart pocket on the back. 250 lb weight capacity- evenly distributed.

CAT.#	Description
BBWI-SA22	Advantage Line Detachable Desk Arm Swingaway Footrest 18" Black Nylon
BBWI-SA23	Advantage Line Detachable Desk Arm Elevating Legrest 18" Black Nylon
BBWI-SA24	Advantage Line Detachable Full Arm Swingaway Footrest 18" Black Nylon
BBWI-SA25	Advantage Line Detachable Full Arm Elevating Legrest 18" Black Nylon
BBWI-SA26	Advantage Line Detachable Desk Arm Swingaway Footrest 20" Black Nylon
BBWI-SA27	Advantage Line Detachable Desk Arm Elevating Legrest 20" Black Nylon
BBWI-SA28	Advantage Line Detachable Full Arm Swingaway Footrest 20" Black Nylon
BBWI-SA29	Advantage Line Detachable Full Arm Elevating Legrest 18" Black Nylon

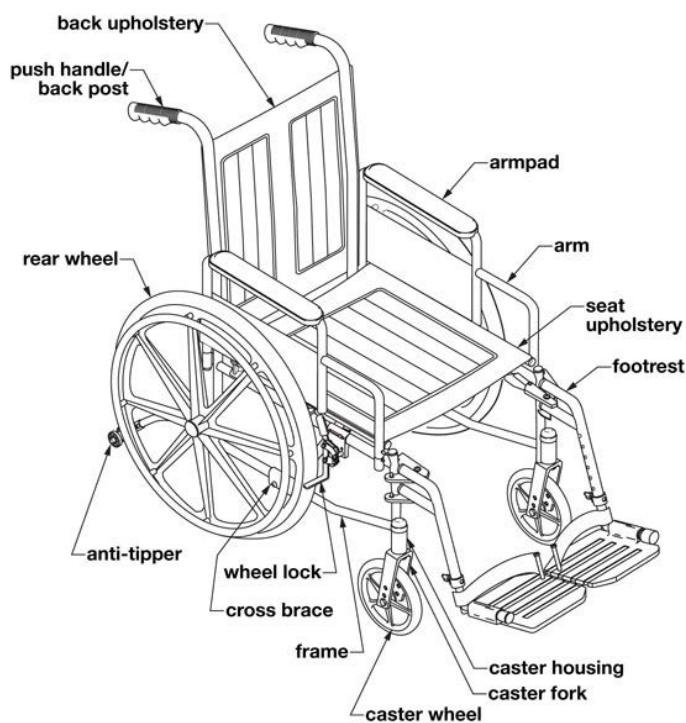
BBWI-SA23



BBWI-SA25



Wheelchair Diagram

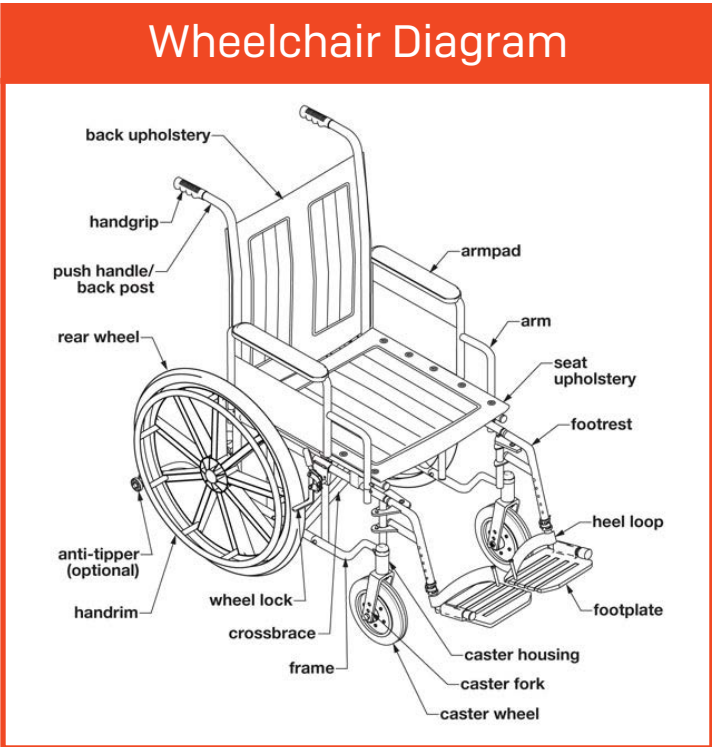


Heavy Duty Wheelchair

Designed for optimal patient transport as well as the hospital/clinical use. Built with a heavy duty frame to support up to 500 lb users. Reinforced at all critical load-bearing points and a long lasting embossed back and seat upholstery with a double inner liner for durability. With its multiple seat widths ranging from 20" to 24" and 18" seat depth (1" longer than standard), this heavy duty wheelchair enables institutions and caregivers to accommodate a large variety of patients.

CAT.#	Description
BBWI-HD50	Detachable Desk Arm Swingaway Footrest 20" Black Leatherette Upholstery
BBWI-HD51	Detachable Desk Arm Elevating Legrest 20" Black Leatherette Upholstery
BBWI-HD52	Detachable Full Arm Swingaway Footrest 20" Black Leatherette Upholstery
BBWI-HD53	Detachable Full Arm Elevating Legrest 20" Black Leatherette Upholstery
BBWI-HD54	Detachable Desk Arm Swingaway Footrest 22" Black Leatherette Upholstery
BBWI-HD55	Detachable Desk Arm Elevating Legrest 22" Black Leatherette Upholstery
BBWI-HD56	Detachable Full Arm Swingaway Footrest 22" Black Leatherette Upholstery
BBWI-HD57	Detachable Full Arm Elevating Legrest 22" Black Leatherette Upholstery
BBWI-HD58	Detachable Desk Arm Swingaway Footrest 24" Black Leatherette Upholstery
BBWI-HD59	Detachable Desk Arm Elevating Legrest 24" Black Leatherette Upholstery
BBWI-HD60	Detachable Full Arm Swingaway Footrest 24" Black Leatherette Upholstery
BBWI-HD61	Detachable Full Arm Elevating Legrest 24" Black Leatherette Upholstery

BBWI-HD50



Bariatric 650 lb. Weight Capacity Wheelchair

Engineered to be safe and comfortable for the bariatric users. Reinforced welds and gussets on the frame. 24" solid rear wheels and 8" x 2" solid casters. Black reinforced nylon upholstery. Meets Medicare code K0007. 650 lb weight capacity - evenly distributed.

CAT#	Capacity	Description	Seat Width
BBWI-HD65	650 lbs	Swingaway	26"
BBWI-HD66	650 lbs	Elevating	26"
BBWI-HD67	650 lbs	Swingaway	30"
BBWI-HD68	650 lbs	Elevating	30"



Anti-Theft Wheelchairs

These anti-theft wheelchair provides the ideal solution to facilities that have inventory control issues. Heavy duty frame is designed to support up to 500 lbs. Includes attendant push handle, rear mounted brakes, anti-fold bar, anti-tippers, anti-tippers, anti-theft post, anti-theft nuts on the front riggings and anti-theft post.

CAT#	Capacity	Seat Width
BBWI-AT20	500 lbs	20"
BBWI-AT22	500 lbs	22"
BBWI-AT24	500 lbs	24"



Wheelchair Diagram





ADMINISTRATION/MANUFACTURING

7117 Centennial Blvd. Nashville, TN 37209

Orders can be placed online or sent to orders@techno-aide.com

For official Quotes: quotes@techno-aide.com

Any questions can be directed to customerservice@techno-aide.com

P: 800.251.2629 or 615.350.7030

F: 800.554.6275 or 615.350.7879

techno-aide.com